

# THE OCTAIKON IN A NUTSHELL



Keep this Okki-map to hand to remind you of the Octaikon faculties.

Also - print out the next two slides (explanation on the back), laminate, and use a board-marker to draw your own ideas.

The colours and symbols represent our ten body faculties,  
The inner white area represents our soul or goal in life

1. OBSERVATION - *green, leaf, first main faculty*

Input - taking in data using our senses, eat and breath.

2. MONITORING - *turquoise, spectacles*

Checking input, rejecting unwanted, and finding missing stuff.

3. INTERPRETATION - *blue, cloud, second main faculty*

Using our brain and instinct to analyse and work out stuff.

4. JUDGING - *purple, scales*

Choosing or making decisions, based on what seems best for us.

5. REFLECTING - *white (vertical), ring, inner faculty*

Thinking things over, meditating and connecting spiritually.

6. CREATING - *lime green, rosette*

Using our intuition, being inventive, artistic, and imaginative.

7. EXPRESSION - *yellow, star, third main faculty*

Communicating our ideas and thoughts to ourselves and others.

8. DIRECTING - *orange, hand*


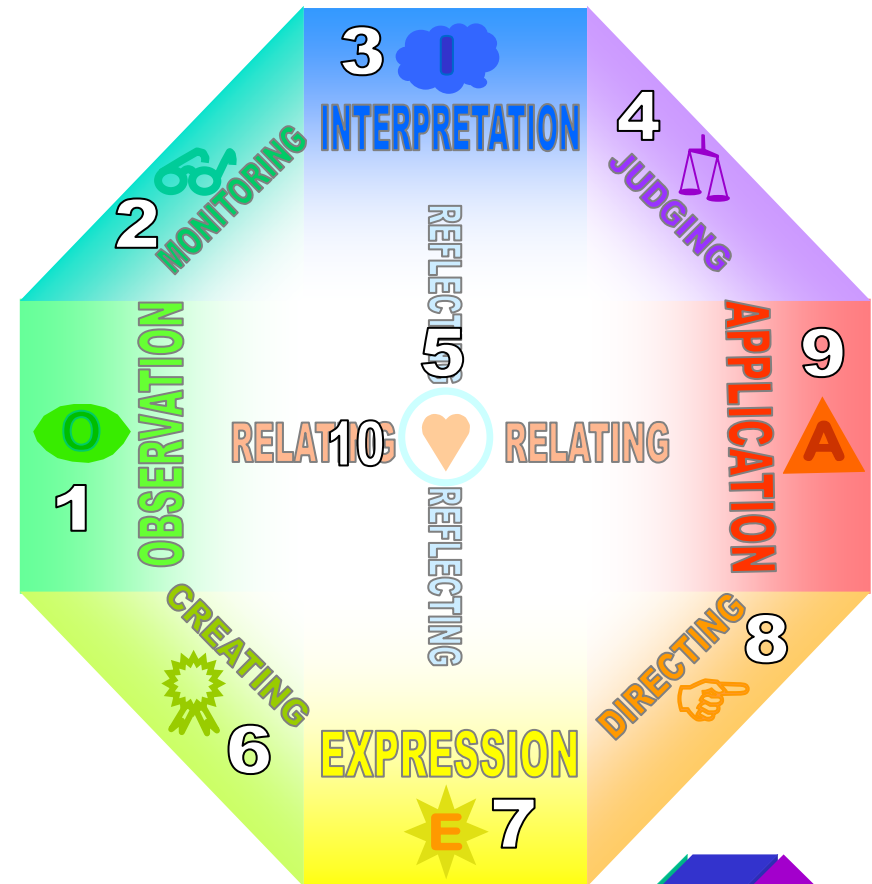
Guiding ourselves and others to do what we need or want.

9. APPLICATION - *red, triangle, fourth main faculty*

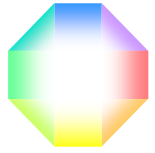
Practically doing things using our whole body - words into actions.

10. RELATING - *white, heart, inner faculty*

Forming relationships, providing feedback, making changes



# The *OCTAIKON*



*colour = body*  
*white = soul*

*Ten faculties:*

 Observation

 Interpretation

 Expression

 Application

 Monitoring

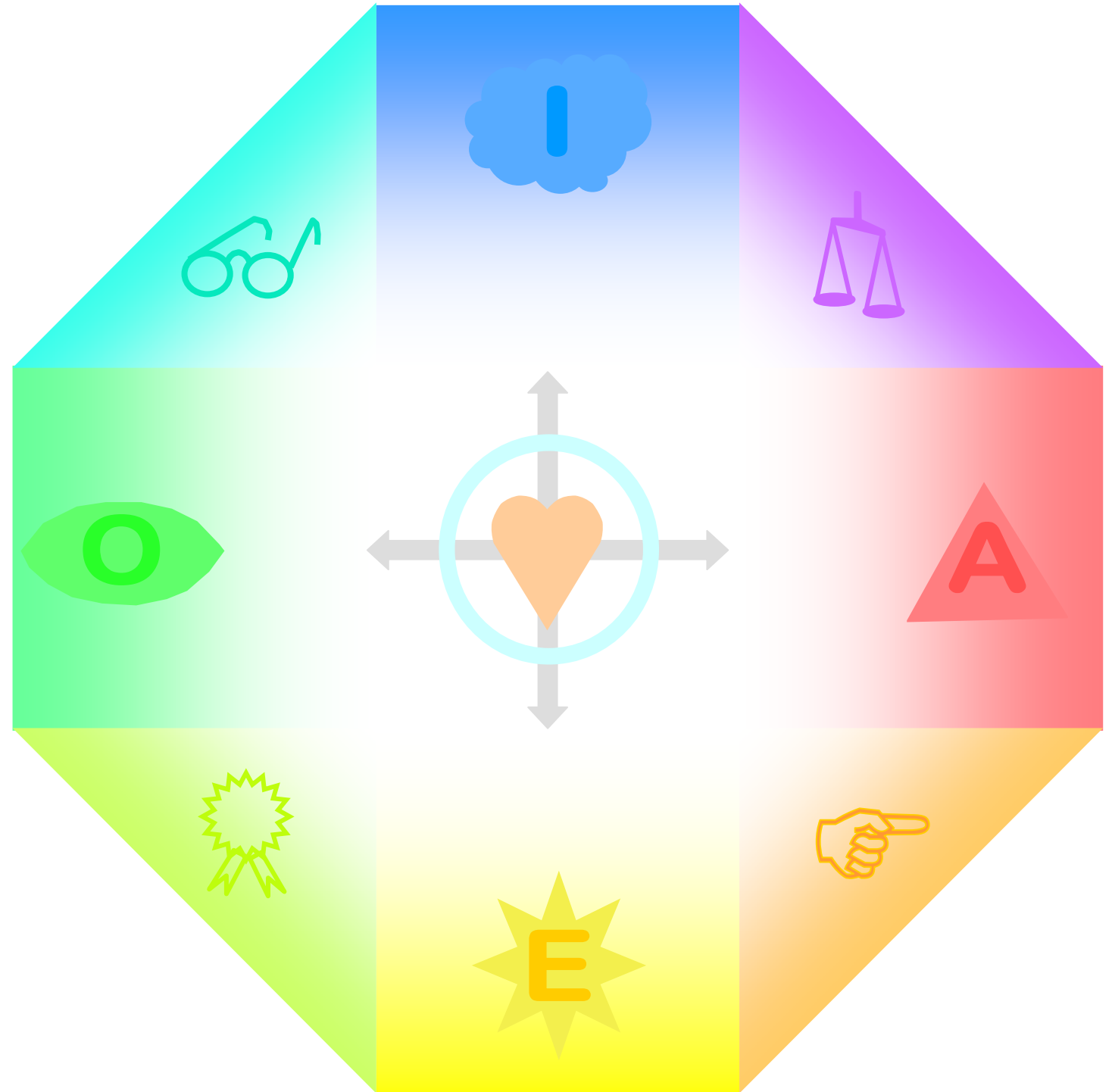
 Judging

 Directing

 Creating

 Reflecting

 Relating



See overleaf for an explanation.

# The Octaikon explained...

The graphic overleaf represents a person – body and soul.  
It can also represent a community of people – secular and spiritual,  
and the way we are made in the image of God.

I call it an **Octaikon**, and there is nothing inherently mystical about it.

Its shape, colours and elements are a result of synthesising, as far as is possible,  
a range of *existing* secular and religious ideas about how we behave and what we believe.

These cover e.g. temperaments, psychological types, learning approaches,  
problem solving, team roles, management stages, political worldviews,  
patterns of belief, ways of worship, and Christian doctrines.

The outer coloured octagon represents our physical body,  
and the inner white area represents our soul – or our main goal in life –  
what is most important to us.

The colours and white merge to show that we don't know exactly  
how body and soul (or goal) are related.

The terms, initials, connexions, symbols, and colours explain,  
according to the theories I have examined,  
different aspects of how we function as people and communities,  
and how we relate to others.

There are ten elements: four **faculties**, and six **connexions** between the faculties.

## BODY

### FOUR MAIN FACULTIES

The four faculties are represented by the squares,  
and correspond to the ways in which we relate to the world around us:

#### OBSERVATION

(left, **green**, leaf, O)

represents our five senses (seeing, hearing, tasting, feeling, smelling),  
and the way we take in sense data and resources (food, water, air etc.)  
from the world or environment around us.

#### INTERPRETATION

(top, **blue**, cloud, I)

represents our brain or mind, and how we use it to interpret the sense data,  
and turn them into information and ideas.

It also includes our instinct – information that is built into us at birth.

#### EXPRESSION

(bottom, **yellow**, star, E)

represents the ways and languages (verbal and body)  
that we use to express our thoughts or knowledge to ourselves and to other people.  
It can also include intuition i.e. immediate understanding without rational thought.

#### APPLICATION

(right, **red**, triangle, A)

represents the way we use our whole bodies to apply or put our knowledge into action.  
If applied ethically this represents wisdom.

### SIX CONNECTING FACULTIES

There are six ways in which the four faculties can be 'connected',  
and they are described here as showing how they *should* be used.

Four of the connexions are represented by the external coloured triangles:

#### MONITORING

(top-left, **turquoise**, spectacles)

connects the *observation* and *interpretation* faculties,  
and is the way we monitor, check, or filter the data or resources we are taking in,  
making sure we exclude input that is not needed, and completing what is missing.

#### JUDGING

(top-right, **purple**, scales)

connects the *interpretation* and *application* faculties,  
and is the way we judge, choose, or decide things, on the basis of the information available,  
making sure that what we do is ethical, fair or just.

#### CREATING

(bottom-left, **lime-green**, rosette)

connects the *expression* and *observing* faculties,  
and is the way we exercise our creativeness and imagination,  
often using intuition to compose music, poetry, prose, painting, sculptures, drama, humour etc.  
in a way that brings beauty, inspiration, wonder, laughter and edification.

#### DIRECTING

(bottom-right, **orange**, hand)

connects the *expression* and *application* faculties,  
and is the way we direct, mentor, coach, or facilitate ourselves and other people into doing things  
that are in our and their best interests – i.e. wisdom.

The remaining two links go internally, vertically and horizontally, through the central white area  
(only the symbols are coloured).

#### REFLECTING

(pale blue ring)

connects the *interpretation* and *expression* faculties,  
and is the way we conceive, rehearse and develop information into ideas, concepts or knowledge,  
making sure that it is useful and edifying.  
It also includes dialogue with our spiritual side (our soul)  
and communication with God (i.e. praying).

#### RELATING

(brown heart)

connects the *application* and *observing* faculties,  
and is the way we both lead and follow, keeping true to our ideals,  
balancing obedience to rules or conscience, with caring and loving ourselves and others.  
For a Christian, it represents being both a disciple and witness of Christ.

## SOUL

The realm of the soul, represented by the white area, is affected by all these elements,  
but – it seems to me - most especially by the intersecting *reflecting* and *relating* connexions.

A Christian believes we are made in the image of God who is a Trinity of three "persons",  
who can be thought of as being made known to us, at our centre, through our faculties - as follows:

The **Father** - divine Mind, creator –

made known via our mind and instinct - through the *interpretation* and linking faculties.

The **Son – Jesus Christ**, God made man ('incarnate'), saviour, perfect human, the Way –  
made known via our senses - through the *observation* and *application* and linking faculties.

The **Holy Spirit** – Spirit of Jesus, truth, wisdom, divine power, love –  
made known via our intuition - through the *expression* and linking faculties.

### USING THE OCTAIKON

There are many ways in which this representation of body and soul can be used,  
depending on the beliefs and behaviours we want to explore, compare and clarify.

A wide variety of ideas are given on my *Octaikon* website, and in the document: "OKKI STUFF".  
One simple way is to reflect on the ways we look after or use our faculties and their connexions.

How do they need to be improved? Are we behaving according to our beliefs?

What is our main goal in life? How do other people differ from us?

In what ways can we understand other people better and improve our relationships with them?

Remember - we are all different, but equally valuable to God.

*Note:* You can write or draw on the laminated surface of this *Octaikon*,  
while exploring ideas, using a whiteboard marker.

© A. Marcus J. Robbins, September 2008 – [www.octaikon.co.uk](http://www.octaikon.co.uk)

# Questionnaire

## The Octaikon Model

- What was not clear about the model?
- How would you improve it?

## Dr. Okki's check-up

- How would you use the check-up?
- What is missing?

## Okkivista - playground in the park

- In what ways do you find this helpful?

## Okki @ Play

- Which game seems most useful - why?
- Which seems the least useful - why?

## Okki-maps

- Which map did you find most helpful - why?
- Which map was least helpful - why?
- What topic are you most likely to follow-up on?

## Art-oc

How would you convert the Octaikon into artwork?

## E-oc

- Which electronic resource would you find most useful?

## Annexes

- Which thumbnail descriptions seemed to describe you?

## General

- How will you use these resources in the future?
- How would you modify them to suit your needs better?

Many thanks for your comments - they will be very useful in developing better Okki-Stuff.