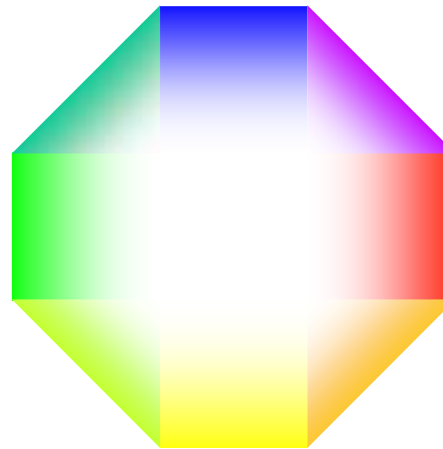


# OKKI STUFF

Octaikon educational resources



THE OCTAIKON MODEL  
*understanding what we are*

[Introduction and index](#)

# THE OCTAIKON MODEL - *understanding what we are*

Click this icon >>>  
to return  
to this index page



This section explains the model and its elements..

The Octaikon model is  
a new, fun way of explaining and comparing  
many old and new - sometimes difficult - ideas  
about how we behave and what we believe.

Put very simply,  
the Octaikon represents us, body and soul,  
and can help us understand the connexions  
within us, other people, and the spiritual world.

If you do not think  
there is a spiritual side to life, then  
- for *soul*, read *goal* -  
i.e. whatever is most important to you.

Although the graphic and associated symbols  
may be reminiscent of eastern religious *mandalas*  
(geometric designs than represent spiritual order),  
the Octaikon is basically a physical diagram  
and there is nothing inherently mystical about it.

In fact, the Octaikon is based on  
many existing ideas and concepts  
that have been studied and researched  
by scientists, psychologists, theologians,  
and other (hopefully) wise people.

The next six pages entitled  
**OCTAIKON MODEL:**  
explain the ten elements of the Octaikon graphic.



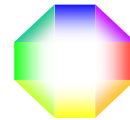

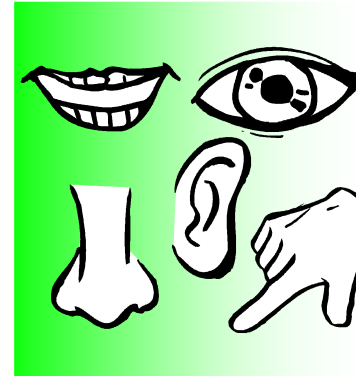
[FACULTIES 1 and 2 EXPLAINED](#)  
[FACULTIES 3 and 4 EXPLAINED](#)  
[FACULTIES 5 and 6 EXPLAINED](#)  
[FACULTIES 7 and 8 EXPLAINED](#)  
[FACULTIES 9 and 10 EXPLAINED](#)  
[CONCLUSION](#)

# THE OCTAIKON MODEL: FACULTIES 1 and 2 EXPLAINED



1

The left, green square represents the ways in which we take in information from the world around us using our five senses (and maybe other ones). It can be called our faculty of Observation (O) symbolised by an eye (or leaf)



2

The top-left turquoise triangle represents the ways in which we check and filter information coming in, rejecting what is not needed and finding out what is missing. It can be called our faculty of Monitoring (M) symbolised by a pair of spectacles




# THE OCTAIKON MODEL: FACULTIES 3 and 4 EXPLAINED




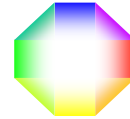
**3**

The top blue square represents the ways in which we analyse information using our brain (or mind), calculating or working out answers to problems. It can be called our faculty of Interpretation (I) symbolised by a "thinks" balloon (or cloud)



**4**

The top, right purple triangle represents the ways in which we choose or make decisions, based on the information we have analysed. It can be called our faculty of Judging (J) symbolised by a pair of scales.

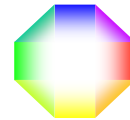

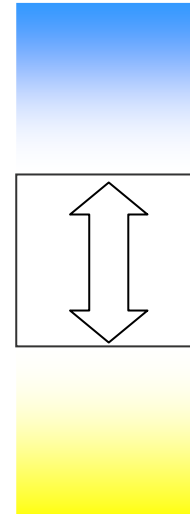


# THE OCTAIKON MODEL: FACULTIES 5 and 6 EXPLAINED




**5**

The centre, white square (going up and down) represents the ways in which we remember, recall, and spend time meditating on things - maybe praying. It can be called our faculty of Reflecting (F) symbolised by a silver ring.



**6**

The left, bottom lime-green triangle represents the ways in which we are artistic, imaginative, humorous or creative, composing works of art or inventing new things. It can be called our faculty of Creativity (C) symbolised by a rosette

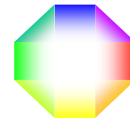




# THE OCTAIKON MODEL: FACULTIES 7 and 8 EXPLAINED



7

The bottom, yellow square represents the ways in which we communicate our thoughts, and ideas to ourselves or to other people. It can be called our faculty of Expression (E) symbolised by a star (or a sunflower)



8

The bottom-right, orange triangle represents the ways in which we guide ourselves and others into doing what we want or need to do. It can be called our faculty of Direction (D) symbolised by a pointing hand.

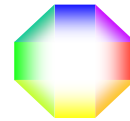



# THE OCTAIKON MODEL: FACULTIES 9 and 10 EXPLAINED



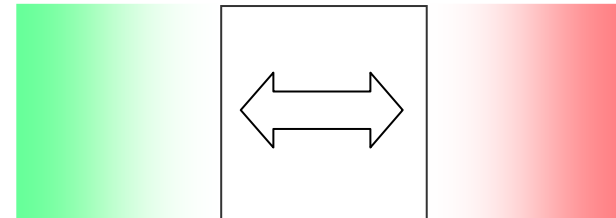
**9**

The right, red square represents the ways in which we practically do things, using our whole body, acting on our thoughts or what we say. It can be called our faculty of Application (A) symbolised by a triangle.



**10**

The central, white square (going across) represents the ways in which we relate to others and feedback the results of what we do, making changes as needed. It can be called our faculty of Relating (L) symbolised by a brown heart.



# THE OCTAIKON MODEL: CONCLUSION

Here are the ten elements or faculties summarised,  
using the numbers, words and symbols.

Remember the following important points.

(i)

The coloured parts represent our physical body  
The white part represents our spiritual soul (or goal in life)

(ii)

All the faculties overlap, and there are no clear boundaries  
(e.g. to monitor, we must also observe and interpret)

(iii)

We don't necessarily use our faculties in the order described.

(iii)

We use many of our faculties at the same time

(iv)

Each of us uses our faculties in different ways  
that's why we are all unique people!

(v)

The outer, opposite faculties complement each other.

The colours and numbers emphasise this fact  
(opposite numbers add up to ten - e.g. 1+9)

(vi)

We need to use all our faculties in balance.

If you prefer a faculty on one side,  
you may need to try using the one on the other side more.

